


WSK025

LED蓝宝石数控外圆平面磨床

WSK025 CNC cylindrical plain grinding machine for LED sapphire



技术参数 Specifications and Technical Parameters


| | |
|---|----------------------------|
| 磨削直径Grinding diameter | Φ2"~6" |
| 最大磨削长度Max. grinding length | 400mm |
| 中心高Center height | 125mm |
| 最大工件重量Max. weight of grinding | 50kg |
| 工作台最小进给量Min. feeding of work table | 0.005mm |
| 砂轮线速度Wheel linear velocity | 35m/s |
| 外圆砂轮尺寸External grinding wheel size | 400×22×203mm |
| 平面砂轮尺寸Plane grinding wheel size | Φ180×30×30 |
| 头架主机转速Turning speed of headstock main motor | 0-1000r/min(无级) (stepless) |
| 头架主轴内锥孔Taper bore of head stock spindle | 4号莫氏锥孔(Morse taper No.4) |
| 磨架滑座最大进给量Max. feeding of mill frame slide | 150mm/min |
| 磨架滑座最小进给量Min. feeding of mill frame slide | 0.001mm |
| 磨架快速移动速度Fast moving speed of mill frame | 5m/min |
| 冷却液流量量Coolant flow rate | 50L/min |
| 机床外形 (长×宽×高) Overall dimensions(L×W×H) | 300×1620×2865mm |
| 磨削精度Grinding accuracy | ±0.001mm |
| 表面粗糙度Surface roughness | 0.02μm |

机床用途与性能特征

- 本机床是为LED蓝宝石行业精心设计的数控外圆平面磨床，适用于LED蓝宝石晶棒的外圆及OF的磨削，机床上配置A向定向仪，故晶棒在一次装夹后可顶磨外圆，定向OF面的磨削，提高了产品的生产率，保证了产品的质量。
- 本机床数控系统为西门子802DSL系统，四个直线轴，一个回转轴。
- 机床配置外圆砂轮架用于磨削晶棒的外圆，同时还设计有立式磨头，用于定向后磨削晶棒的OF面。
- 机床带有A向定向仪，晶棒外圆磨好后可直接定向，定向仪及立式磨头分别装于立柱的两侧，晶棒定向后，可直接磨削OF面消除了晶棒回转的误差。
- 工作台、横进砂轮架、立式磨头拖板及定向仪拖板均有伺服电机滚珠丝杆拖动，头架为伺服电机直驱。

Applications and structural features

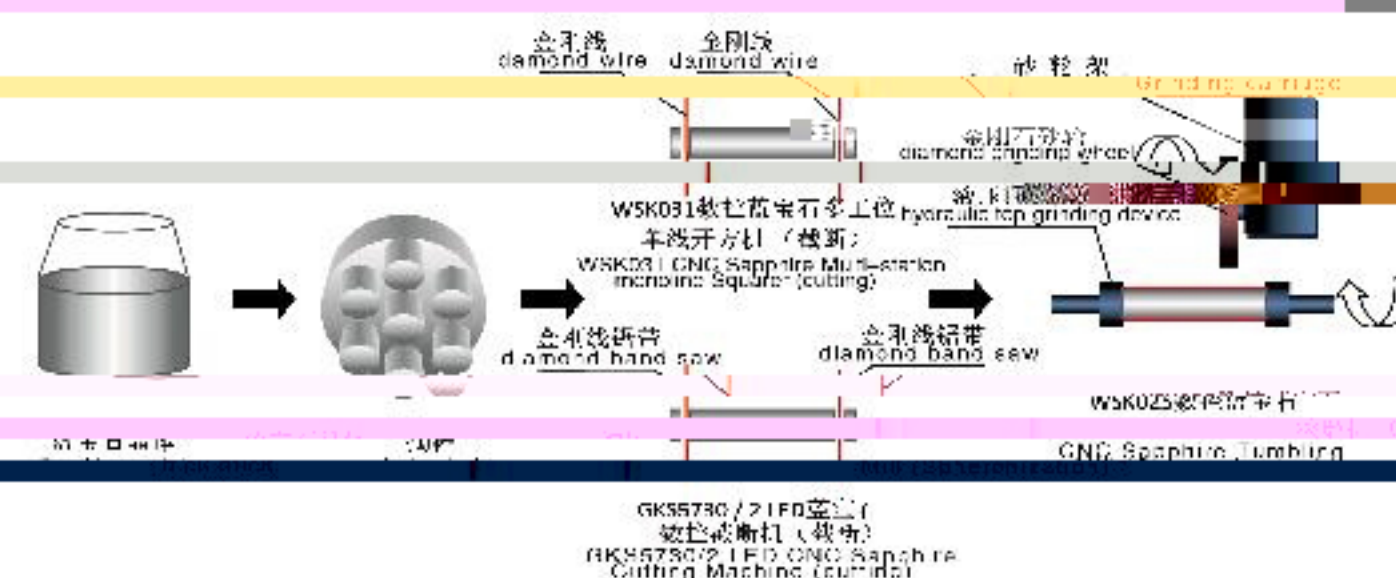
- The machine is a kind of CNC Plane Grinding Machine specially designed for LED Sapphire Industry, which is suitable for grinding outer circle and OF surface of LED sapphire crystal bar. Furthermore, machine is matched with A-direction orientation device, so crystal bar can be externally grinded on top and OF surface after clamped. Therefore, output and quality of production is definitely proved.
- This machine adopts SIEMENS 802DSL CNC system for linear axis, one rotor.
- External cylindrical grinding wheel rack is equipped for grinding outer cylindrical surface of crystal bar. Moreover, vertical grinding head is to grind OF surface after fixing direction.
- The machine owns A direction orientation device, crystal bar can be oriented directly after grinding excircle. Orientation device and vertical grinding head separately mounted at two sides of column.
- After orientation, OF surface of crystal bar can be grinded directly to eliminate tolerance of bar rotation.
- Worktable, horizontal wheel rack, vertical grinding head carriage and orientation device carriage are all driven by servo motor ball screw, headstock is driven by servo motor directly.



滚圆 rolling

磨OF面 grind OF surface

衬底加工流程图 Substrate Processing Flow Chart



由于产品不断创新，本资料仅供参考，如有修改恕不通知，本公司保留最终解释权。
As products are improving gradually, the above information is only for reference, any modification without notification, we company reserves the final explanation rights.